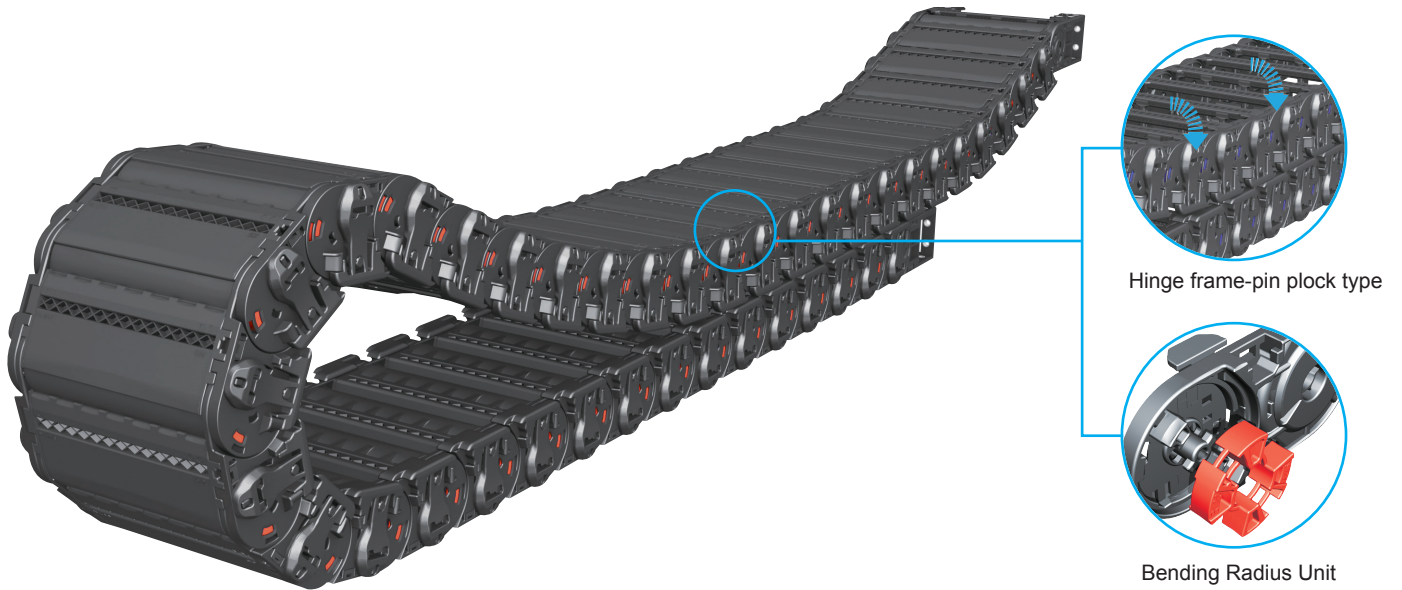
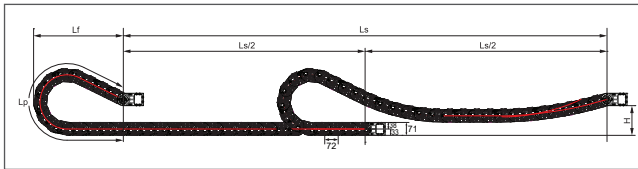


ST072ES



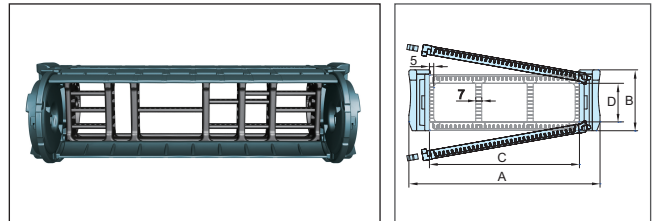
Layout of the Chain

Ls: Stroke



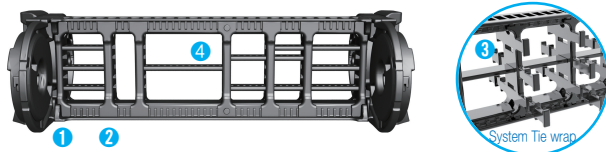
Bending Radius (R)	Lp Loop Length	Lf Loof Projection	H Moving Height
120	917	420	180
145	1,063	470	
200	1,400	580	
250	1,840	752	
300	2,280	924	

Chain Cross Section

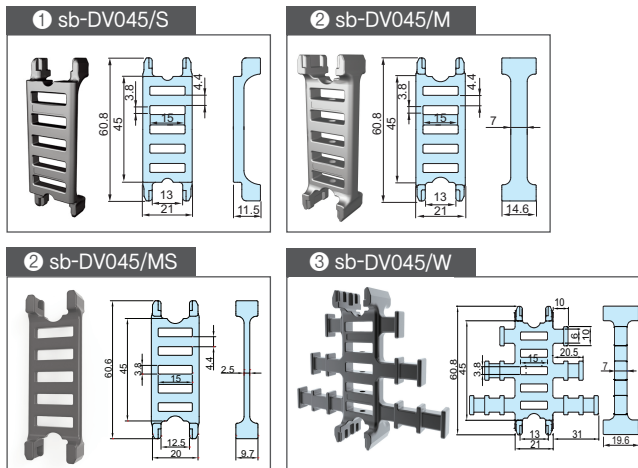


Chain Type	A Width(Outer)	B Height(Outer)	C Frame	D Height(Inner)	Weight kg/m
ST072ES	105	71.8	50	44	2.77
	130		75		3.01
	155		100		3.25
	180		125		3.49
	205		150		3.73

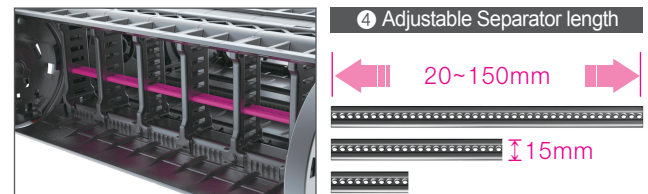
Dividers(DV)



Assemble divider every second frame
 DV/M : Normal Divider
 DV/W : Applicable to System Tie Wrap or FEB



Separators(SP)



Chain Type	Ordering NO.
ST072ES	sb-SP/400,Frame

